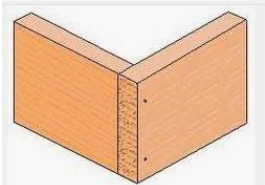


**Ministry of Education, Heritage & Arts**  
**Vocational Education**  
**Carpentry and Joinery**  
**Woodwork Joints**

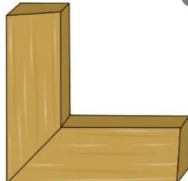
**A. Write the name of the following joints and provide one of its specific uses.**



1  
Name: \_\_\_\_\_

Use: \_\_\_\_\_

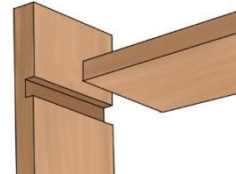
(2 marks)



Name: \_\_\_\_\_

Use: \_\_\_\_\_

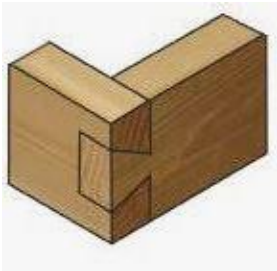
(2 marks)



Name: \_\_\_\_\_

Use: \_\_\_\_\_

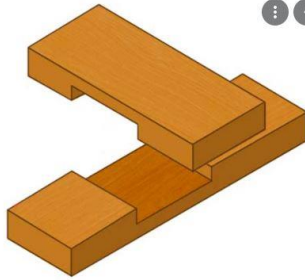
(2 marks)



Name: \_\_\_\_\_

Use: \_\_\_\_\_

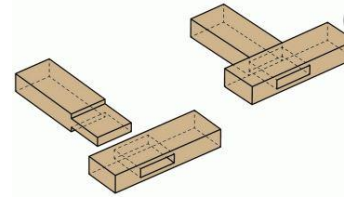
(2 marks)



Name: \_\_\_\_\_

Use: \_\_\_\_\_

(2 marks)



Name: \_\_\_\_\_

Use: \_\_\_\_\_

(2 marks)

**B. Explain the process of preparing the timber using FEWTEL**

---



---



---



---



---



---



---



---

(3 marks)